




T-300M

Pressures to 15,000 PSI
Flows to 18.4 GPM • Power 100 HP

Features

- ◆ “L” fluid end design.
- ◆ Pressure range of 8,000 PSI to 15,000 PSI,
- ◆ Flow rates from 3.4 GPM to 18.4 GPM.
- ◆ High volumetric efficiency for maximum horsepower utilization.
- ◆ Maximum frame load of 7,000 Lbs. / 3178 Kg.
- ◆ Field proven design.
- ◆ Extremely reliable - thousands in service.
- ◆ Easy field maintenance.
- ◆ Available in all stainless steel fluid end construction.
- ◆ Manufactured on state-of-the-art machinery.
- ◆ Rigorously subjected to full load testing.



Applications

- ◆ Water Blasting
- ◆ Chemical Injection
- ◆ Hydrostatic Testing
- ◆ Boiler Feed

Performance Specifications

	MAX. PRESSURE			FLOW					
				200 RPM		400 RPM		600 RPM	
	PLUNGER DIA.	PSI	BAR	GPM	LPM	GPM	LPM	GPM	LPM
T-300M Note: All flows are based on 100% volumetric efficiency.	.75" - 19mm	15K	1034	3.4	12.9	6.8	25.9	10.3	39.0
	.875" - 22mm	11.5K	793	4.7	17.8	9.4	35.6	14.1	53.0
	.945" - 24mm	10K	690	5.5	21.0	10.9	41.0	16.4	62.0
	1" - 25mm	8K	552	6.1	23.1	12.2	46.2	18.4	69.6

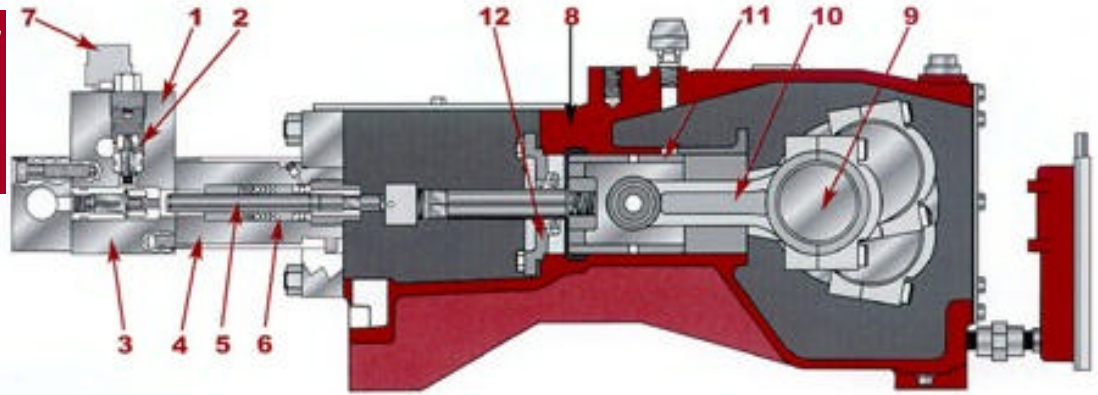
Stroke: 3" / 76 mm • Max. Speed: 600 RPM • Weight: 810 Lbs. / 368 Kg



GARDNER DENVER WATER JETTING SYSTEMS, INC.

Partek • Liqua-Blaster • CRS Power Flow • Jetting Systems • American Water Blaster

T-300M PUMP



Fluid End

1. **Fluid Cylinder Body:** Machined from a solid block of stainless steel. Internal cylinder bore volume is minimized and shot peened. Cylinder is autofrettaged for service above 12,000 PSI.
2. **Valves:** Heat-treated stainless steel, wing-guided and spring-loaded for positive closing. Valve seats are straight shoulder with o-ring seals. Both are machined, heat-treated and ground.
3. **Suction Manifold:** Anodized aluminum. Also available in stainless for salt water applications.
4. **Stuffing Boxes:** Machined from heat treated stainless steel.
5. **Plungers:** Colmonoy coated stainless steel.
6. **Plunger Packing:** Multiple element chevron style, spring-loaded and self-adjusting. Easily replaceable from the rear of the stuffing box. Force-fed water provides lubrication and cooling.

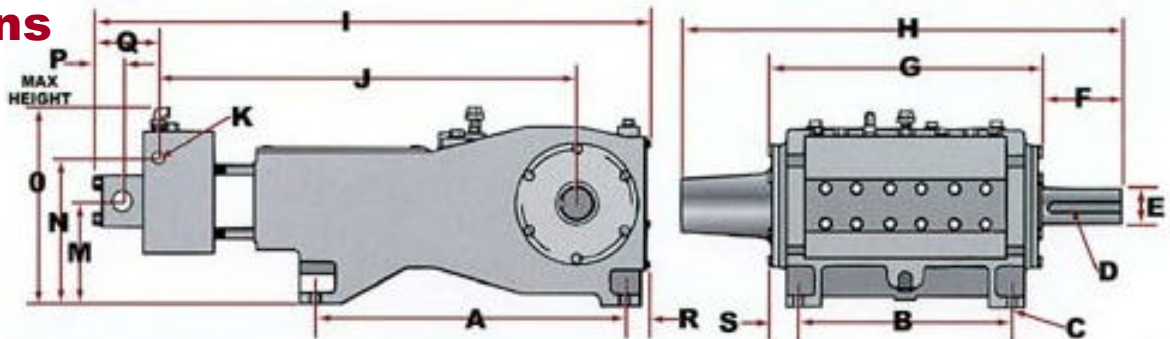
7. **Pressure Relief:** Pressure safety head assembly (rupture disc), integrally mounted in the fluid cylinder. Relief valve is included.

Power End

8. **Power Frame:** Manufactured from a single piece casting of high strength gray cast iron.
9. **Crankshaft:** Double extended cast alloy steel with tapered roller bearings to minimize side thrust load.
10. **Connecting Rods:** Ductile iron with automotive type split insert bearings.
11. **Crossheads:** Large, piston type constructed of gray iron.
12. **Diaphragm Seals:** Installed with o-rings or gaskets and neoprene oil seals.

Bearings and crossheads are oil lubricated with a combined splash gravity system that insures adequate circulation at speeds as low as 200 RPM.

Dimensions T-300M



	A	B	C	D	E	F	G	H	I	J	K	L	M	N	O	P	Q	R	S
in.	24 ¹ / ₄	15 ¹ / ₂	1 ³ / ₁₆	5 ⁵ / ₈	2 ¹ / ₂	4 ³ / ₈	21	30 ¹ / ₂	41	31 ¹ / ₂	1 ¹ / ₂ NPT	1 ¹ / ₂ NPT	7 ⁷ / ₈	10 ¹ / ₄	15 ¹ / ₄	1 ¹ / ₄	4	1 ⁵ / ₈	2 ⁵ / ₈
mm	616	394	21	16	64	111	533	775	1041	800			200	260	387	32	102	41	67

Gardner Denver Water Jetting Systems reserves the right to change specifications without notice.

**GARDNER DENVER
WATER JETTING
SYSTEMS, INC.**



GARDNER DENVER WATER JETTING SYSTEMS, INC.

Partek • Liqua-Blaster • CRS Power Flow • Jetting Systems • American Water Blaster